

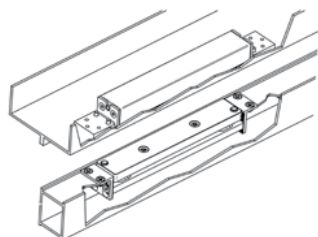


BULLETS - HEADER PRODUCT FEATURES

- Secure mounted to door frame for strength and reliability
- Fully sealed and conformal coated for weatherproof operations
- Sealed 10 ft. (3.05m) jacketed, stranded conductor cable
- Automatic dual voltage - no field adjustment required
- Instant release circuit - no residual magnetism
- Noise suppression - no interference with sensitive electronics
- Efficient, low power usage
- All ferrous metal surfaces plated for durability and rust resistance
- MagnaCare Lifetime Replacement No Fault Warranty

PRODUCT OPTIONS

- Flexible mounting options for
 - > *Out-swing*
 - > *In-swing*
 - > *Swing through*
 - > *Sliding*
 - > *Metal, wood, Herculite and glass door with aluminum frame*
 - > *Surface mounting for magnet or strike plate*
- BondSTAT magnetic bond sensor - Patented
- Integrated door position switch
- Narrow strike plate



SPECIFICATIONS

- UL 10C Listed
- CAN4-S104, CAN/ ULC-5533 Listed
- ANSI/UL 294 Listed
- ANSI/BHMA 156.23, Grade 1; E08561-1000, E08571-1000, E08581-1000, E08591-1000
- CSFM - California State Fire Marshal Approved
- CE:EN 50091-1, EN 61000-6-2
- NEMA: 4X
- IEC: IP66
- Patent Numbers: 6,007,119; 6,135,515; 1,021,633; 741,880; ZL98809925X

Holding Force:
1200lbs [544kg]

Dimensions:
Magnalock: 10-7/8" L x 1-3/16" D x 1-1/2" H
Strike: 10-7/8" L x 1-7/16" D x 1-1/2" H

Electrical:
320mA at 12VDC
170mA at 24VDC

Operating Temperature:
-40 to +140F [-40 to +60C]

Indoor or Outdoor use
Not for use in open channel doors

Shipping Weight:
6lbs [2.72kg]

Finishes:
US32D/630 - Satin Stainless Steel Finish

SAM

1200lbs Shear Aligning Magnalock®

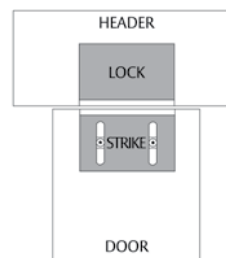
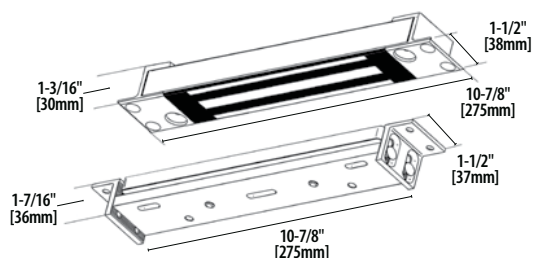
Hidden Strength at Any Angle for Any Application

Magnalock quality with concealed holding force and flexible mounting options for the most challenging door control situations. The SAM Shear Aligning Magnalock mounts fully concealed into wood, steel, aluminum or Herculite doors in any position: top, side or bottom. The SAM also has mounting options for swing through and sliding single or double doors.

► MODELS

PART # | Description

SAM	Shear Magnalock - 12/24VDC, Self Aligning
SAMB	Shear Magnalock - 12/24VDC, Self Aligning, MBS
SAMBD	Shear Magnalock - 12/24VDC, Self Aligning, MBS, DPS
SAMD	Shear Magnalock - 12/24VDC, Self Aligning, DPS
SAMN	Shear Magnalock - 12/24, Self Aligning, Narrow Strike Plate



SECURITRON®
ASSA ABLOY