










## Lock Functions | ANSI A156.13, Series 1000

	Schlage	ANSI		Schlage	ANSI
	<b>L9010</b>	<b>F01</b>		<b>L9444</b> <b>LV9444</b>	<b>Privacy with Deadbolt and Coin Turn Outside</b>
	<b>Passage Latch</b>				Latchbolt retracted by knob/lever from either side. Deadbolt thrown or retracted by inside thumbturn or outside coin turn. Throwing deadbolt locks outside knob/lever. Rotating inside knob/lever simultaneously retracts deadbolt and latchbolt, and unlocks outside knob/lever. Rotating outside coin turn retracts deadbolt and unlocks outside knob/lever. Specify per L283-056 for Torx screws. Available with rose trim only. Inside lever is always free for immediate egress. (Previously XL11-868)
	Latchbolt retracted by knob/lever from either side at all times. Inside lever is always free for immediate egress.				
	<b>L9040</b> <b>LV9040</b>	<b>F22</b>		<b>L0170</b>	<b>Half Dummy Trim</b>
	<b>Bath/Bedroom Privacy Lock</b>				Knob/lever on one side fixed by mounting bar.
	Lock/Latchbolt retracted by knob/lever from either side unless outside is locked by inside thumbturn. Turning inside knob/lever or closing door unlocks outside knob/lever. To unlock from outside, remove emergency button, insert emergency thumbturn (furnished) in access hole and rotate. Inside lever is always free for immediate egress..			<b>L0172</b>	<b>Full Dummy Trim</b>
					Knob/lever on both sides fixed by mounting bar.
	<b>L9044</b> <b>LV9044</b>			<b>L9175</b>	<b>Half Dummy Trim with Lock Case</b>
	<b>Privacy With Coin Turn Outside</b>				Fixed knob/lever on one side inoperable. Includes lock case and armored front. Options same as L9176 below.
	Latchbolt retracted by knob/lever from either side unless outside is locked by inside thumbturn or outside coin turn. Operating inside knob/lever, closing door, rotating inside thumbturn or rotating outside coin turn unlocks outside knob/lever. Specify per L283-056 for Torx® screws. Available with rose trim only. (Previously XL11-868)			<b>L9176</b>	<b>Full Dummy Trim with Lock Case</b>
					Fixed knob/lever on both sides. Includes lock case and blank armor front. May be ordered with optional XL11-743 armored front with cutout to receive deadbolt.
	<b>L9440</b> <b>LV9440</b>	<b>F19</b>			
	<b>Privacy With Deadbolt</b>				
	Latchbolt retracted by knob/lever from either side. Deadbolt thrown or retracted by inside thumbturn. Throwing deadbolt locks outside knob/lever. Rotating inside knob/lever simultaneously retracts deadbolt and latchbolt, and unlocks outside knob/lever. To unlock from outside, remove emergency button, insert emergency thumbturn in access hole and rotate. Inside lever is always free for immediate egress. (Previously XL11-761)				

## Lock Functions | Single Cylinder Non-Deadbolt Functions

**Schlage**      **ANSI**

**L9050**      **F04**  
**LV9050**  
**Office and Inner Entry Lock**  
 Latchbolt retracted by knob/lever from either side unless outside is made inoperative by key outside or by turning inside thumbturn. When outside is locked, latchbolt is retracted by key outside or by knob/lever inside. Outside knob/lever remains locked until thumbturn is returned to vertical or unlocked by key. Auxiliary latch deadlocks latchbolt when door is closed. Inside lever is always free for immediate egress.

**L9056**  
**LV9056**  
**L9050 with Automatic Unlocking**  
 Latchbolt retracted by knob/lever from either side unless outside is made inoperative by key outside or by rotating inside thumbturn. Outside knob/lever unlocked by key outside or thumbturn. Rotating inside knob/lever simultaneously retracts latchbolt and unlocks outside knob/lever. Auxiliary latch deadlocks latchbolt when door is closed. Inside lever is always free for immediate egress. (Previously XL11-776)

**L9070**      **F05**  
**LV9070**  
**Classroom Lock**  
 Latchbolt retracted by knob/lever from either side unless outside is locked by key. Unlocked from outside by key. Inside knob/lever always free for immediate exit. Auxiliary latch deadlocks latchbolt when door is closed. Inside lever is always free for immediate egress.

**L9076**      **F06**  
**LV9076**  
**Classroom Holdback Lock**  
 Latchbolt retracted by knob/lever from either side unless outside is locked by key. When locked, latchbolt retracted by key outside or knob/lever inside. Auxiliary latch deadlocks latchbolt when door is closed. Depress inside knob/lever and turn key 360° for holdback feature. Inside lever is always free for immediate egress.

**L9080**      **F07**  
**LV9080**  
**Storeroom Lock**  
 Latchbolt retracted by key outside or by knob/lever inside. Outside knob/lever always inoperative. Auxiliary latch deadlocks latchbolt when door is closed. Inside lever is always free for immediate egress.

**L9080EL**  
**LV9080EL**  
**Electrically Locked (Fail Safe)**  
 Outside knob/lever continuously locked by 24VAC or DC. Latchbolt retracted by key outside or by knob/lever inside. Switch or power failure allows outside knob/lever to retract latchbolt. Auxiliary latch deadlocks latchbolt when door is closed. Inside knob/lever always free for immediate exit. Inside lever is always free for immediate egress.

**Schlage**      **ANSI**

**L9080EU**  
**LV9080EU**  
**Electrically Unlocked (Fail Secure)**  
 Outside knob/lever unlocked by 24VAC or DC. Latchbolt retracted by key outside or knob/lever inside. Auxiliary latch deadlocks latchbolt when door is closed. Inside knob/lever always free for immediate exit. Inside lever is always free for immediate egress.

**L9080EL-RX**  
**L9080EU-RX**  
**Request to Exit (RX) Electrified Lock**  
 Same as L9080EL and L9080EU functions. In addition, a micro switch positioned inside the lock case monitors the retractor crank, and is actuated when rotation of the inside or outside knob/lever rotates the retractor hub. The switch signals the use of that opening to security systems, allowing a non-disruptive means of immediate egress. Specify per L283-059 for normally closed contacts (default). Specify L283-125 for normally open contacts. Inside lever is always free for immediate egress. (Previously XL11-807)



## Lock Functions | Single Cylinder Deadbolt Functions

Schlage      ANSI



**L9453**  
**LV9453**  
**Entrance Lock**

Latchbolt retracted by knob/lever from either side unless outside is locked by 20° rotation of thumbturn. Deadbolt thrown or retracted by 90° rotation of thumbturn. When locked, key outside or knob/lever inside retracts deadbolt and latchbolt simultaneously. Outside knob/lever remains locked until thumbturn is restored to vertical position. Throwing deadbolt automatically locks outside knob/lever. Auxiliary latch deadlocks latchbolt when door is closed. Inside lever is always free for immediate egress.



**L9456**  
**LV9456**  
**Corridor Lock**

Latchbolt retracted by knob/lever from either side. Deadbolt thrown or retracted by key outside or inside thumbturn. Throwing deadbolt locks outside knob/lever. Turning inside knob/lever simultaneously retracts deadbolt and latchbolt and unlocks outside knob/lever. Inside lever is always free for immediate egress.



**L9465**  
**Closet/Storeroom Lock**

Latchbolt retracted by knob/lever from either side. Deadbolt thrown or retracted by key outside.



**L9473**  
**F21**  
**Dormitory/Bedroom Lock**

Latchbolt retracted by knob/lever from either side. Deadbolt thrown or retracted by key outside or thumbturn inside.



**L9480**  
**LV9480**  
**Storeroom Lock With Deadbolt**

Latchbolt retracted by key outside or by lever or knob inside. Outside knob/lever always fixed. Deadbolt thrown or retracted by key outside or thumbturn inside. Turning inside knob/lever simultaneously retracts both deadbolt and latchbolt. Auxiliary latch deadlocks latchbolt when door is closed. Inside lever is always free for immediate egress. (Previously XL11-591)



**L9485**  
**LV9485**  
**Prison Function Lock**

Latch retracted by key outside or knob inside. Outside knob always free spinning. Deadbolt only thrown or retracted by guard's key. Inside knob becomes fixed when deadbolt is thrown. Prisoner's key only retracts latchbolt. Furnished standard with tamper resistant Torx® screws. Specify per XL11-557.

Schlage      ANSI



**L9485**  
**LV9485**  
**Hotel or Restroom Lock**

Latchbolt retracted by key outside or by knob/lever inside. Outside knob/lever always fixed. Deadbolt thrown or retracted by inside thumbturn. When deadbolt is thrown, all keys become inoperative except emergency or display keys. Turning inside knob/lever retracts both deadbolt and latchbolt simultaneously. Auxiliary latch deadlocks latchbolt when door is closed. Inside lever is always free for immediate egress.



**L9486**  
**LV9486**  
**Hotel or Restroom Lock with "Do Not Disturb" Indicator**

Latchbolt retracted by key outside or by knob/lever inside. Outside knob/lever always fixed. Deadbolt thrown or retracted by inside thumbturn. When deadbolt is thrown, "DO NOT DISTURB" plate is displayed. All keys become inoperative except emergency or display keys. Turning inside knob/lever retracts both deadbolt and latchbolt simultaneously. Auxiliary latch deadlocks latchbolt when door is closed. Inside lever is always free for immediate egress.



**L9486 x L583-375**  
**LV9486 x L583-375**  
**L9486 with "Occupied" Indicator**

Latchbolt retracted by key outside or by knob/lever inside. Outside knob/lever always fixed. Deadbolt thrown or retracted by inside thumbturn. When deadbolt is thrown, "OCCUPIED" plate is displayed and all keys become inoperative except emergency keys. Turning inside knob/lever simultaneously retracts both deadbolt and latchbolt. Auxiliary latch deadlocks latchbolt when door is closed. (Previously XL11-580) Inside lever is always free for immediate egress.



**L9496**  
**Privacy with "Occupied" Indicator**

Knob/lever retracts latchbolt from either side. Deadbolt thrown or retracted by key outside (retraction by key required in the event of an emergency) or inside thumbturn. Throwing deadbolt locks outside knob/lever and displays "OCCUPIED" plate. Rotating inside knob/lever simultaneously retracts both deadbolt and latchbolt and unlocks outside knob/lever. Inside lever is always free for immediate egress. (Previously XL11-885)

## Lock Functions | Double Cylinder Non-Deadbolt Functions

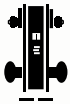
Schlage      ANSI



**L9060**  
**LV9060**

### Apartment Entrance Lock

Latchbolt retracted by knob/lever from either side unless outside is locked by key from inside. When locked, latchbolt retracted by key outside or knob/lever inside. Auxiliary latch deadlocks latchbolt when door is closed. Inside lever is always free for immediate egress.



**L9071**  
**LV9071**

### Classroom Security Lock

Latchbolt retracted by knob/lever from either side unless outside is locked by key from either side. When locked, latchbolt retracted by key outside or knob/lever inside. Auxiliary latch deadlocks latchbolt when door is locked. Inside lever is always free for immediate egress.



**L9077**  
**LV9077**

### Classroom Security Holdback Lock

Latchbolt retracted by knob/lever from either side unless outside is locked by key from either side. When locked, latchbolt retracted by key outside or knob/lever inside. Auxiliary latch deadlocks latchbolt when door is locked. Depress inside knob/lever and turn key 360° for holdback feature. Inside lever is always free for immediate egress.



**L9082**      **F30**  
**LV9082**

### Institution Lock\*

Latchbolt retracted by key from either side. Knob/lever on both sides always inoperative. Auxiliary latch deadlocks latchbolt when door is closed.



**L9082EL**  
**L9082EU**  
**L9082 Electrically Locked or Electrically Unlocked Both Sides\***

EEL: Outside and inside knob or lever continually locked electrically. Latchbolt retracted by key either side. Switch or power failure allows outside and inside knob/lever to retract latchbolt. Auxiliary latch deadlocks latchbolt when door is closed. EU: Outside and inside knob/lever unlocked electrically. Latchbolt retracted by key either side. Switch or power failure keeps inside and outside knob/lever locked. Auxiliary latch deadlocks latchbolt when door is closed. (Previously XL11-452)

## Lock Functions | Double Cylinder Deadbolt Functions

Schlage      ANSI



**L9457**  
**LV9457**

### Classroom Security Lock

Latchbolt retracted by knob/lever from either side. Deadbolt thrown or retracted by key from either side. Throwing deadbolt locks outside knob/lever. Turning inside knob/lever simultaneously retracts deadbolt and latchbolt and unlocks outside knob/lever. Inside lever is always free for immediate egress.



**L9466**      **F14**  
**Store/Utility Room Lock\***

Latchbolt retracted by knob/lever from either side. Deadbolt thrown or retracted by key from either side.



**L9482**  
**LV9482**  
**Institution Lock with Deadbolt\***

Latchbolt retracted by key from either side. Knob/lever on both sides always inoperative. Deadbolt thrown or retracted by key either side. Auxiliary latch deadlocks latchbolt when door is closed. Specify per XL11-543.

## Lock Functions | Full Mortise Deadlocks

Schlage      ANSI



**L9460**      **F17**  
**Cylinder x Thumbturn Lock**

Deadbolt thrown or retracted by key outside or thumbturn inside.



**L9462**      **F16**  
**Double Cylinder Lock\***

Deadbolt operated by key from either side.



**L9463**  
**Classroom Lock**

Deadbolt thrown or retracted by key from outside. Inside thumbturn cylinder retracts deadbolt, but cannot project it.



**L9464**      **F18**  
**Cylinder Lock**

Deadbolt thrown or retracted by key from one side. No trim on opposite side.

## Lock Functions | Full Mortise Deadlocks Cont.

Schlage      ANSI



**L9460 x XL11-635  
L9460 with Pull**

Knob/lever both sides fixed. Deadbolt thrown or retracted by key outside or thumbturn inside.



**L9460 x XL11-886  
Single Cylinder Deadlock with Pull**

Deadbolt thrown or retracted by key outside or thumbturn inside. No latch, but inside knob or lever is spring-loaded. Rotating inside knob/lever also retracts deadbolt. Fixed outside knob/lever.



**L9462 x XL11-886  
Double Cylinder Deadlock with Pull**

Deadbolt thrown or retracted by key from either side. No latch, but inside knob/lever is spring-loaded. Rotating inside knob/lever also retracts deadbolt. Fixed outside knob/lever.



**L9464 x XL11-886  
Deadlock with Pull**

Deadbolt thrown or retracted by key from one side. No latch, but inside knob/lever is spring-loaded. Rotating inside knob/lever also retracts deadbolt. Fixed outside knob/lever.

## Special Functions



**L9040  
LV9040  
Privacy With Turns Both Sides**

Latchbolt retracted by knob/lever from either side unless outside is locked by inside or outside thumbturn. Operating inside knob/lever, closing door or rotating either thumbturn unlocks outside knob/lever. Specify per XL11-446.



**L9110 x XL11-741  
Full Dummy Trim with Lock Case\***

Spring-loaded knob/lever both sides. Includes lock case and blank armored front. May be ordered with optional XL11-743 armored front with cutout to receive deadbolt

## Lock Functions | Small Mortise Deadlocks

Schlage      ANSI



**L460      E06071  
Cylinder x Thumbturn Lock**

Deadbolt thrown or retracted by key outside or thumbturn inside.



**L462      E06061  
Double Cylinder Lock\***

Deadbolt operated by key from either side.



**L463      E06091  
Classroom Lock**

Deadbolt thrown or retracted by key from outside. Inside thumbturn cylinder retracts deadbolt, but cannot project it.



**L464      E06081  
Cylinder Lock**

Deadbolt thrown or retracted by key from one side. No trim on opposite side.



**L480  
Door Bolt**

Deadbolt thrown or retracted by thumbturn from one side. No trim on opposite side.



**L496  
Deadbolt with "Occupied" Indicator**

Deadbolt thrown or retracted by key outside or thumbturn inside. When deadbolt is thrown "OCCUPIED" plate is displayed. (Previously XL11-911)











\*In a double-door application where the dummy will be used as the strike order 10-091 Armored Front Strike separately.

Caution: Double cylinder locks on residences and any door in any structure which is used for egress are a life safety hazard in times of emergency and their use is not recommended. Installation should be in accordance with existing codes only.

# Schlage L-Series Universal Transformation Instructions

The L9050 universal case can be transformed into nine different functions\* with just a few additional parts.

For some functions, additional parts are not necessary.

ANSI Function	Function Type	Function Description
F04	 L9050 (w/thumbturn) Office	Latchbolt operated by lever either side except when outside lever is made inoperative by a stop or other mechanical means other than key. When outside lever is locked, latchbolt is retracted by key from outside or by operating inside lever. Auxiliary deadlatch.
F01	 L9010 Passage	Latchbolt operated by lever from either side at all times.
F05	 L9070 Classroom	Latchbolt operated by lever either side except when outside lever is locked from outside by key or push button mechanism. When outside is locked latchbolt is retracted by key or by operating key or push button, and outside lever from outside or by operating inside lever. Auxiliary deadlatch.
F07	 L9080 Storeroom	Latchbolt operated by key outside or by operating inside lever. Outside lever always inoperative. Auxiliary deadlatch.
F09	 L9060 Apartment Entrance	Latchbolt operated by lever either side, except when made inoperative by key from inside. When outside is locked latchbolt is retracted by key from outside or by operating inside lever. Auxiliary deadlatch.
F31	 L9080 (less outside cylinder) Exit or Communicating	Latchbolt operated by inside lever. Non-removable blank trim or no trim outside.
F32	 L9071 Classroom Security	Latchbolt retracted by lever either side except when outside lever is locked by key from inside or outside. When outside lever is locked latchbolt is retracted by key either side or by inside lever. Auxiliary deadlatch.
	 L9080 (less outside lever) Service	Latchbolt operated by key outside or by operating inside lever. No outside lever. Auxiliary deadlatch.
	 L9080 (less inside trim) Utility	Latchbolt retracted by key outside; outside lever always inoperative. No inside trim. Auxiliary deadlatch.
	 L9070 (less inside trim) Closet	Latchbolt operated by lever on outside except when outside lever is locked from outside by key. When outside is locked latchbolt is retracted by key or by operating key from outside lever. Auxiliary deadlatch.

\* Assumes Everest cylinders and L9050 as base function (L283-133 Chassis/L9050LB Distributor Lock Case) — only applies to sectional trim (not escutcheon).