


REL.9827/9927 Surface Mounted Vertical Rod Device

Characteristics

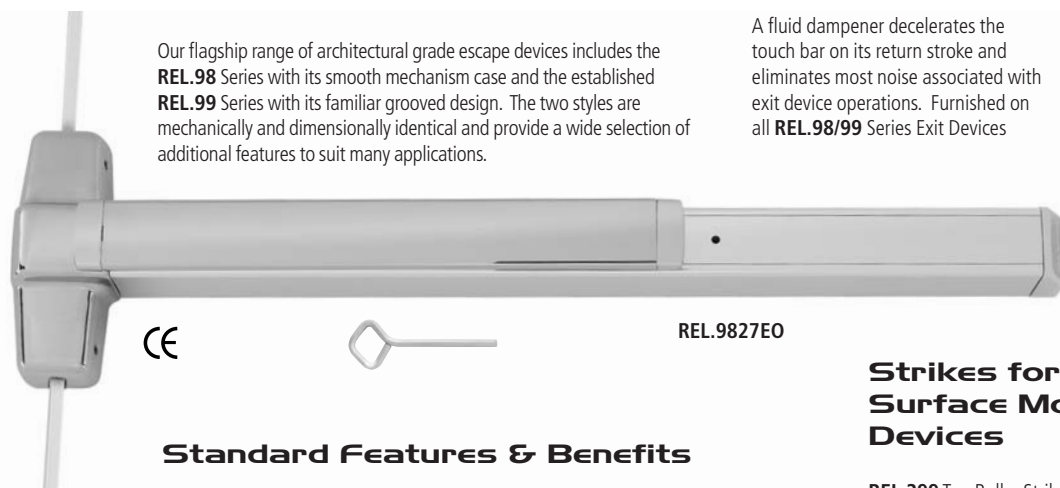
Our flagship range of architectural grade escape devices includes the **REL.98** Series with its smooth mechanism case and the established **REL.99** Series with its familiar grooved design. The two styles are mechanically and dimensionally identical and provide a wide selection of additional features to suit many applications.

The Quiet One®

A fluid dampener decelerates the touch bar on its return stroke and eliminates most noise associated with exit device operations. Furnished on all **REL.98/99** Series Exit Devices



UK Fire Certification
in accordance with
EN 1634-1:2000 (timber)
WFR No. C132276 120mins
BS EN 1125:1997



REL.9827E0

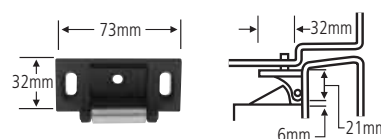
Standard Features & Benefits

- **Device Functions** - Ships ready for functions; EO, DT & NL. For TP, K & L (See page 15) remove the NL drive screw from the reverse of the device
- **Universal** - Non-handed, suits LH & RH doors except when SD (Special Dogging) & -2 (Double Cylinder) features are included (See page 24)
- **Device Lengths** - Standard device suits doors to 914mm, optional device suits doors to 1220mm
- **Door Height** - Standard door height accommodated - 2134mm, extension rods are available for doors to 3048mm. Extension Rod Lengths - 305mm & 914mm
- **Finishes** - US28 (628) Anodized Aluminium. Alternative plated finishes are available to special order (consult the sales office for details)
- **Strikes** - Ships with standard **REL.299** roller strike, bottom strikes **REL.248L-4** and **REL.304L**. Optional strikes are available to suit alternative frame details (consult the sales office for details)
- **Dogging Feature** - Hex key dogging keeps the latch bolts held back for free swinging operation. Options available to special order - CD Cylinder Dogging, SD Special Dogging & LD Less Dogging (See page 24)
- **Electric Options*** -

REL.LX	Latchbolt Monitor Switch
REL.RX	Touch Bar Monitor Switch
REL.RX2	Double Touch Bar Monitor Switch
REL.ALK	Alarm Exit Kit
EL	Electric Latch Retraction
PN	Pneumatic Latch Retraction
CX	Chexit Delayed Exit
	*(See pages 22 & 23)
- **Fasteners** - Includes fixings for both metal and timber doors 19mm < 57mm thick with sex bolts furnished standard for top and bottom latches
- **Latch Bolt** - Deadlocking anti-friction top & bottom bolts with 16mm throw

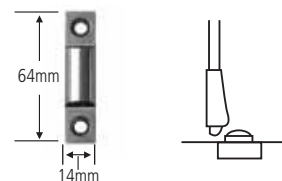
Strikes for REL.9827/9927 Surface Mounted Vertical Rod Devices

REL.299 Top Roller Strike with 21mm projection, used with conventional frames where a reveal >32mm exists.




Projection 21mm

REL.248L-4 Bottom Strike for use with flat top thresholds. Since the strike projects by 10mm care should be taken to ensure installation does not pose a trip hazard



Projection 10mm

REL.304L Optional Bottom Strike for use where a mortice installation is desired.



Mortice 21mm

Please note -

Both the **REL.248L-4** & **REL.304L** Bottom Strikes are supplied as standard with all surface mounted vertical rod devices.

Recommendations for Installing & Fixing

Refer to the statement on page 12 (**REL.98/99** Rim Exit Device).