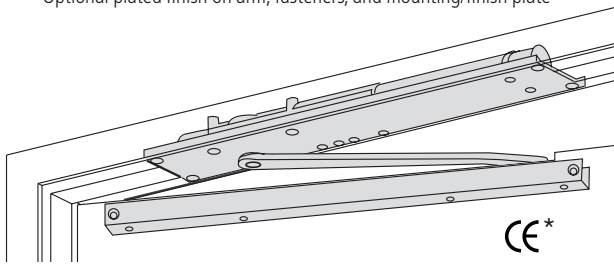


Type C - Heavy Duty Mechanical Door Controls

REL.2030 Series - Concealed (In 45mm Tube) Mounting

- Standard REL.2030 series closer shipped with single lever (standard) arm, mounting/finish plate, standard track, track roller and wood & machine screw pack
- Sized cylinders (See below) for interior doors to 1372mm and exterior (perimeter) doors to 1067mm
- Handed for clockwise (left hand) and anti-clockwise (right hand) closing doors
- Head frame requires minimum 45mm x 102mm 'tube'
- Standard or optional custom powder coated finish -
Optional plated finish on arm, fasteners, and mounting/finish plate



Series comprises models REL.2032/3/4 & 5
(consult table of sizes & options - pages 50 - 52)

Concealed Mounting

For interior or exterior doors. Single acting cylinder in head frame. Concealed arm and track in door top rail.

Maximum Opening

Butt hinge template allows 180° (trim permitting), limited to 110° when the optional bumper is installed. Hold open points are available between 85° and 110° with the optional **HO Clip** (see adjacent column).

Consult Relcross for all pivot mounted installations.

Butt Hinges should not exceed 127mm in width.

Auxiliary Stop is recommended - The optional track bumper assists the back-check function in cushioning the opening swing of the door. It is not intended to replace an auxiliary stop (see adjacent column).

Top Rail 35mm mortice required with an 8mm cut-out required at the top of the door (stop face only).

Door Thickness minimum 45mm.

Hollow Metal Frames consult Relcross for installation instructions.

Timber Frame Installation is simplified by the timber mounting clip set REL.2030-416 & REL.2030-417 for centre pivot and offset pivot/butt hung installations respectively. Consult Relcross for door preparation details.

UK Fire Certification in accordance with EN 1634-1:2000 (timber) WFR No. 142058 **60 mins. BS EN 1154:1997.**

*CE mark applies to size 5 only.

REL.2010 & REL.2030 Series - Tracks & Installation Accessories

Standard Track

REL.2010-2038 & REL.2030-2038

Standard non hold open, non-handed track. Will accept hold open clip and/or track bumper assembly.

Standard Track with Bumper

REL.2010-2038B & REL.2030-2038B

Optional non hold open, non-handed track with bumper. Will accept hold open clip.

Hold Open Track

REL.2010-2038H & REL.2030-2038H

Optional non-handed hold open track. Will accept bumper assembly.

Hold Open Track with Bumper

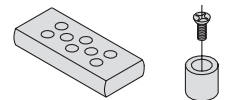
REL.2010-2038HB & REL.2030-2038HB

Optional non-handed hold open track with bumper.

Track Bumper*

REL.2010-169 & REL.2030-169

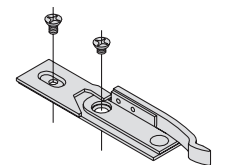
Mounts in the track to assist the back-check function. Limits the maximum opening angle. Consists of the bumper, bumper post and mounting screw.



Hold Open Clip*

REL.2010-3054 & REL.2030-3054

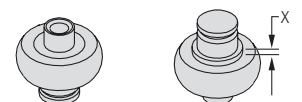
This device mounts in the track providing hold open points dictated by the clip's location.



Track Roller

REL.2010-3034 & REL.2030-3034

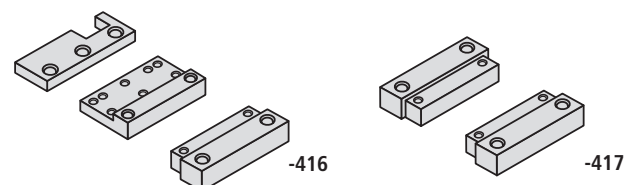
Quiet, low friction nylon roller assembly. Shoulder dimension 'X' = 2mm.



Timber Mounting Clip Sets

REL.2030-416 & REL.2030-417

REL.2030-416 set includes latch stile clip, hinge stile clip and cover (for use with centre pivots). Consult Relcross for special template.



REL.2030-417 set includes two clips (for use with off-set pivots and conventional full mortice hinges).

* Also suits all surface track arm closers (REL.4000 & REL.1000 series).